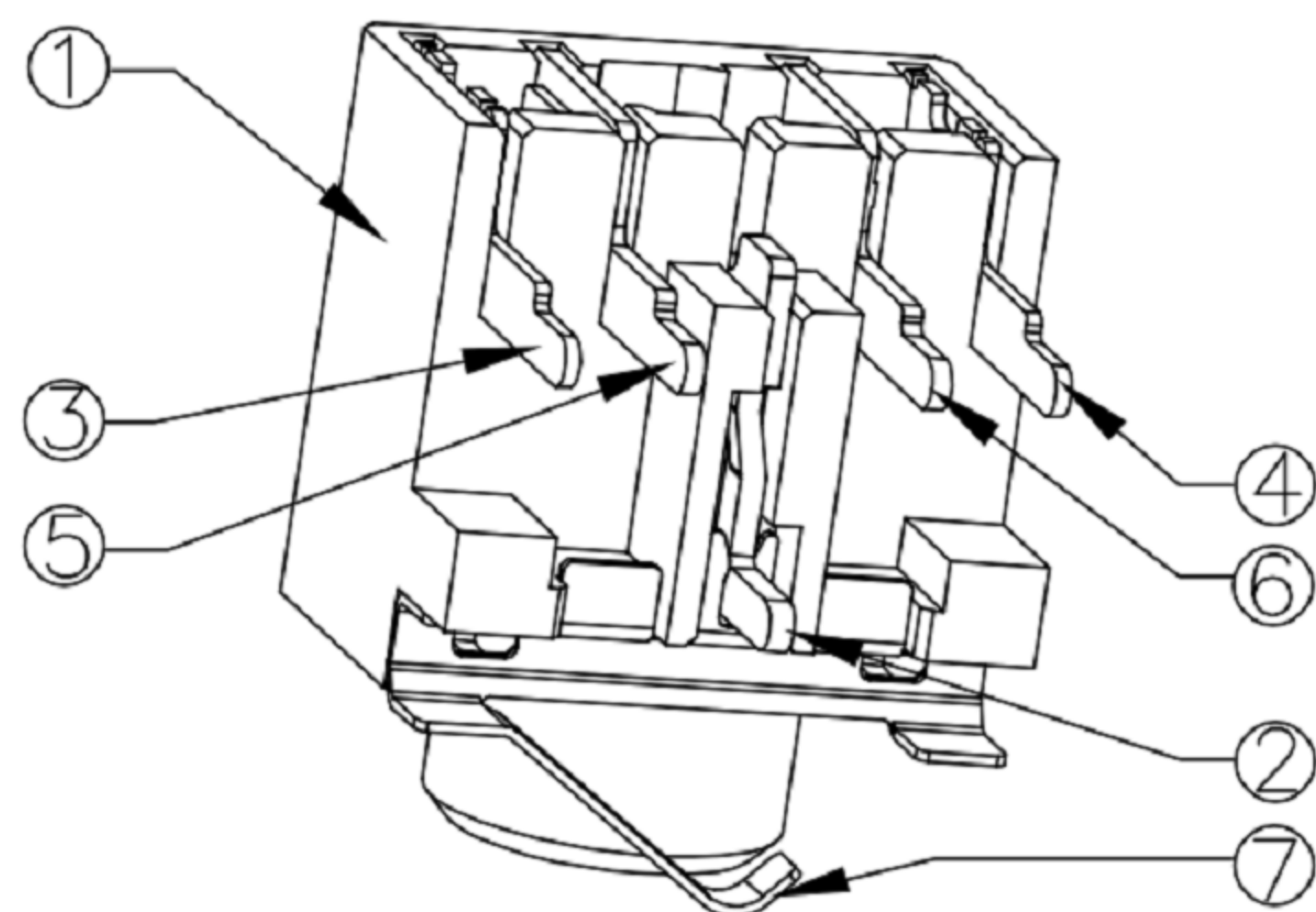
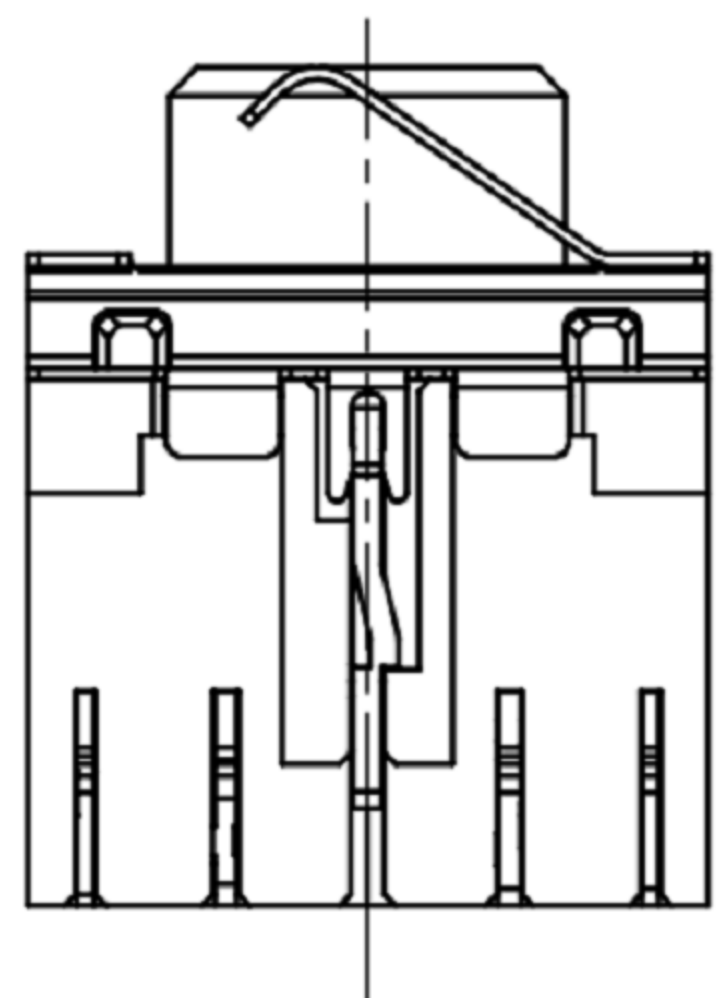
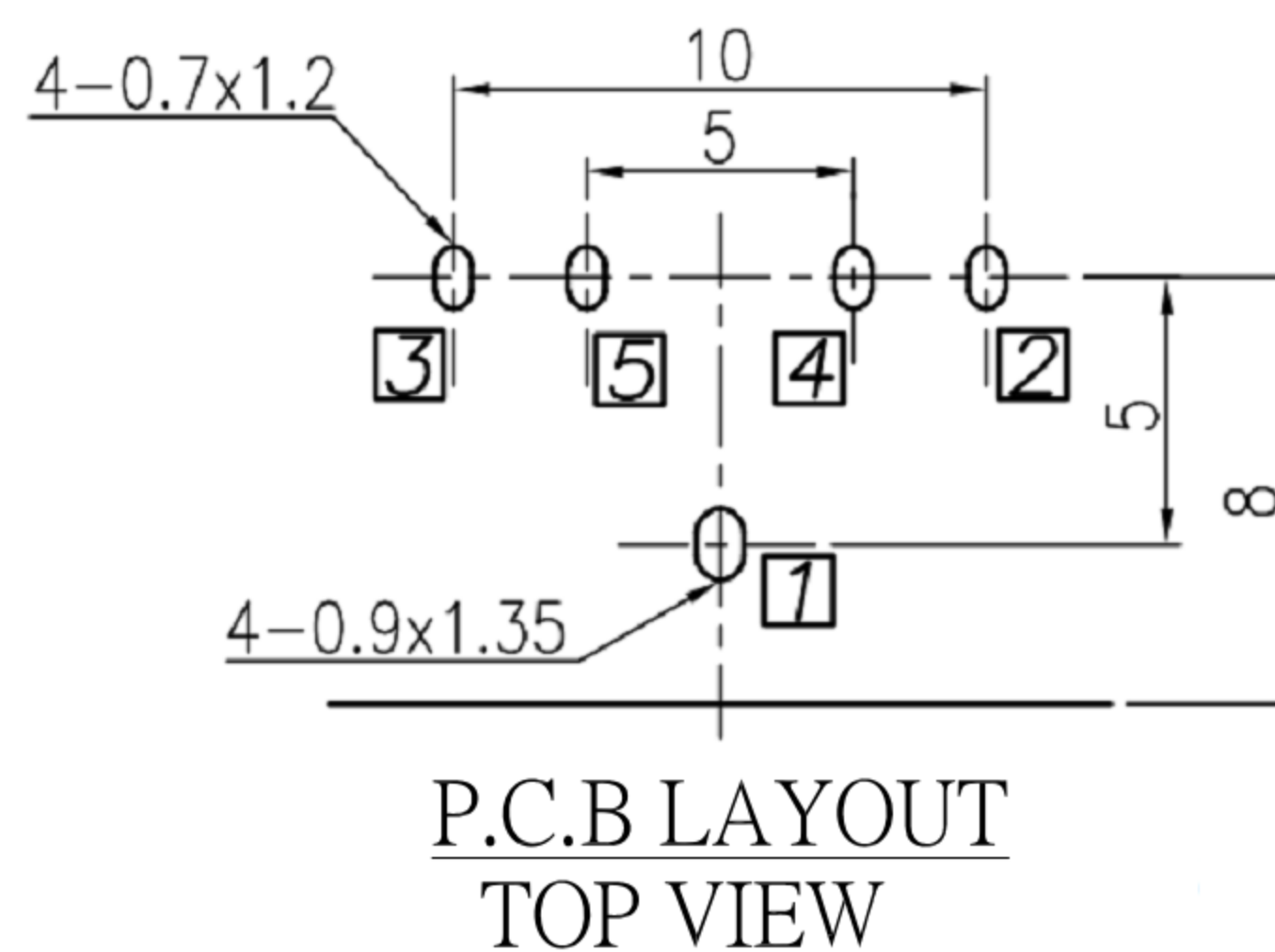


- Ordering information:
 GD-PJS-33001□ □
 (1) (2) (3) (4) (5) (6) (7)
 (1): Series No.
 (2): Schematic option: A, B, C, D, E, F
 (3): Material of housing:
 PB=PBT
 (4): Housing color:
 Zero → 0A=Black
 (5): Terminal plating at contact area:
 1=Gold flash 3=30u"(Au)
 (6): Special option:
 OH=Plastic is Halogen Free
 (7): Packing mode:
 3=Plastic box packing

- Specification:
 1. Rating : DC 30V 0.5A;
 2. Contact resistance: ≤50mΩ;
 After test: ≤100mΩ
 3. Insulation resistance: ≥100MΩ (500VDC);
 After test: ≥50MΩ
 4. Withstand voltage: 500VAC ;
 5. Insertion and extraction force: 3N~30N;
 6. life test: 5000cycles min;
 7. Operation temperature range: -20°C~70°C;
 8. Preservation temperature range: -40°C~85°C;



SCHEMATIC

Model No.	33001-A	33001-B	3001-C	33001-D	33001-E	33001-F
Schematic						

NO.	DESCRIPTION	Q'TY	MATERIAL	PART NO.	REMARK
⑦	Shield	1	Copper alloy	PJ33001-E1	Nickel plating
⑥	Shunt terminal ⑤	1	Copper alloy	PJ33001-05	Gold plating
⑤	Shunt terminal ④	1	Copper alloy	PJ33001-04	Gold plating
④	Ring spring ③	1	Copper alloy	PJ33001-03	See note 5 at contact area
③	Tip spring ②	1	Copper alloy	PJ33001-02	Gold flash plating at solder tail
②	Earth terminal ①	1	Copper alloy	PJ33001-01	50~100u" Nickel underplating
①	Housing	1	Thermoplastic	PJ33001-S1	Black

ITEM NO.	DESCRIPTION	DRAWN	DATE
5	新增PLUG標號	Jack	052819
4	更新圖面	Jack	052419
3	新增3d上方圖	Jack	101918
2	更新圖面	Jack	092818
1	新增尺寸	Jack	070717

东莞市高迪电子有限公司
 Dong Guan KDRR Electronic Switch Jack Co., Ltd.

TOLERANCE UNLESS OTHERWISE STATED:
 Up to 5 ±0.2
 Above 5 ~ 15 ±0.3
 Above 15 ~ 30 ±0.4
 Above 30 ~ 50 ±0.5
 Angle ±0.3°

3RD. ANGEL'S

UNITS MM

DRAWN BY:	DATE	MAT'L	TITLE	JACK
Ming Ming Zou	6/8/23			
CHECKED BY:	DATE	FINISH	MODLE	PHONE JACK
Ning Ning Su	6/8/23			
APPROVED BY:	DATE	SCALE	DWG NO.	GD-PJS-33001
Jia Xiang	6/8/23	1:1	PART NO.	
SHEET NO.		1 of 1	SIZE	
			A4	
			VER	
			R5	